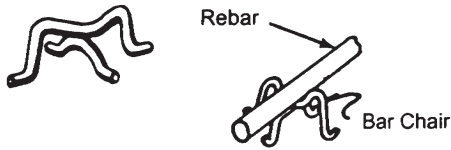
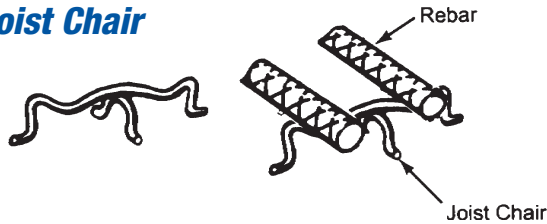


Bar Chair



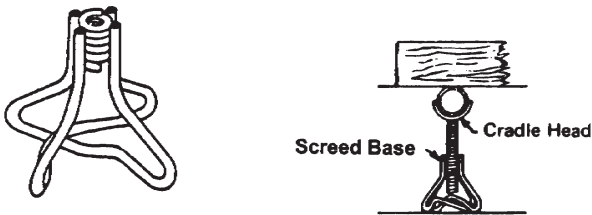
Bar Chairs are used to support wide spaced light steel in slab construction. Available in 3/4" to 3" heights in bright basic, galvanized and stainless steel protected.

Joist Chair



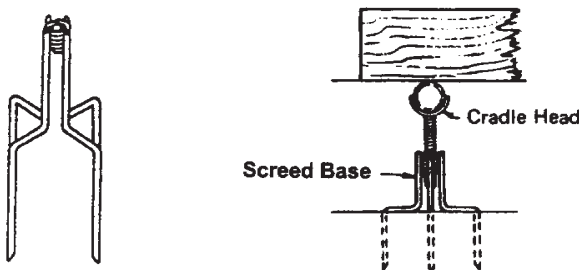
Joist Chairs are used to support two bottom bars in the ribs of joist or grid type slabs. Available in 4", 5" and 6" overall widths; 3/4", 1" and 1-1/2" heights; and in bright basic, plastic protected, galvanized and stainless steel protected.

Standard Screed Bases




A variety of screed bases are available to meet the requirements of flat slab work. Adjustable, free-fit, sub-grade, etc., are used with the cradle heads below to support the screed rails.

Fill Type Screed Bases



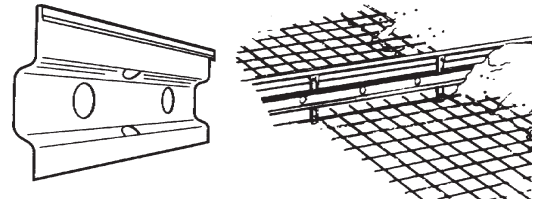
Fill Type Screed Bases are similar to the standard bases described above, but are designed to be pushed into the fill instead of free-standing like the standard bases above.

Cradle Heads



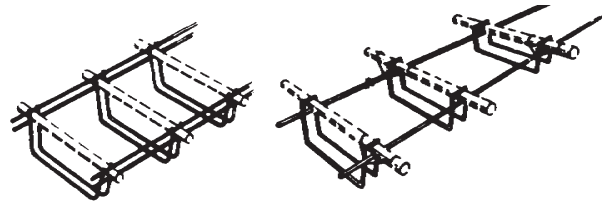
Cradle Heads are used in conjunction with the various screed bases to support the screed rails. Various styles and sizes are available to fit the job requirements.

Screed Key Joint



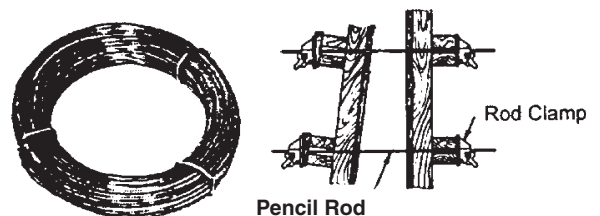
The Screed Key Joint is an economical replacement for bulkhead slab forms. Available in 10' lengths for 4", 5", 6", 8" and 10" thick slabs.

Dowel Baskets



Dowel Baskets are used for expansion and contraction joints in 6" to 9" concrete slabs. Dowel baskets and their accessories are available in several styles to meet individual project specifications.

Pencil Rod



Pencil Rod is available in .225" mild steel smooth rod for use with the rod clamps shown below. Pencil rod is available in rolls or straightened and cut to length.