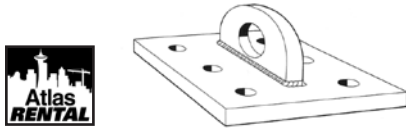
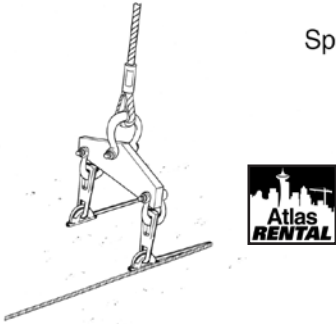


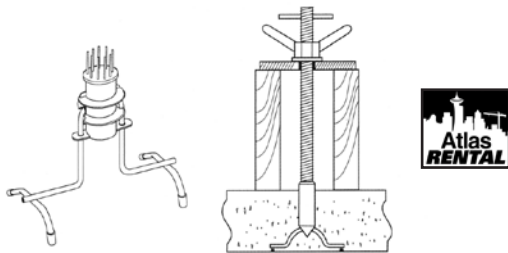
**PRO-LIFT Accessories**




Special Lift Plates



Double Insert Spreader Bars



Strongback Insert



PVC Shims



Tilt-up Angle Clip

 **Don De Cristo**  
Concrete Accessories, Inc.

 = Products in Stock & Available for Rent

**UNIVERSAL POST SHORE**

Type	Size		Weight
	Min.	Max.	
UPS56-910	5' - 6"	9' - 10"	50#
UPS65-115	6' - 5"	11' - 5"	56#
UPS910-18	9' - 10"	18'-0"	80#

Allowable Work load (lbs)  
(safety factor of 3:1)



Hot Dip Galvanized

Quick Release lower Mechanism

